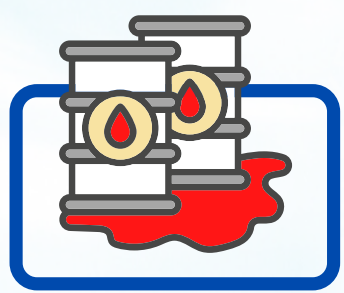


HOW TO CLEAN UP A MINOR HAZARDOUS CHEMICAL SPILL



1. Alert

Alert workers in the vicinity of the spill.




4. Control & Contain

Control & contain spill with appropriate absorbent material. Or sweep solid spills into a dustpan.



7. Waste Disposal

Gather all solid & liquid contaminated material and put in the scheduled waste plastic bag. Disposed as scheduled wastes.



2. Ventilate area

Turn off open flames and heat sources if the spilled chemical is flammable. Ventilate area.



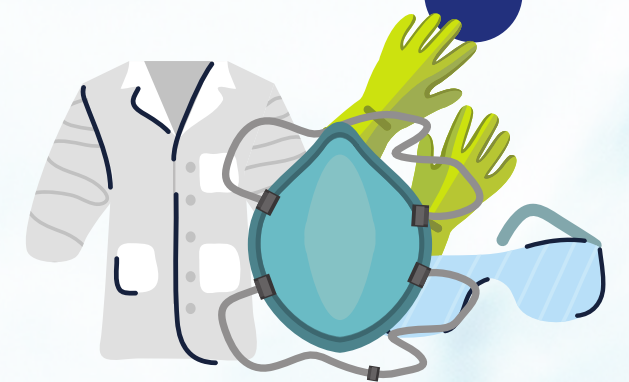
5. Segregate

If broken glass is present, use scoop to place it in an appropriate container.



8. Decontaminate

Decontaminate the area, equipment and cloth used. Clean up yourself.



3. Refer SDS

Wear appropriate PPE. Avoid inhaling any vapours emitted from the spill.



6. Clean up

Refer SDS on how to clean the spill.



9. Report

Report the incident to the respective supervisor/SHE/OSHE UTM.

